Life Beauty Instrument

Four Handle Weight Loss Device

Instrument principles

By using HI-EMT(high energy focused electromagnetic wave) technology to expand and contract muscles, limit training, and deep remodeling of muscle internal structure, That is, the growth of myofibrils (muscle enlargement) and the production of new protein chains and muscle fibers (muscle hyperplasia) totrain and increase muscle density and volume. HI-EMT 100% limit muscle contraction of the technology can lead to a large amount of fat decomposition, fatty acids from the decomposition of triglyceride outflow, a large amount of accumulation in adipocytes. Fat acidity is too high, fat cells apoptosis, in a few weeks by the body's normal metabolism out of the body. RF: Heat uniformly for the treatment area, so that the subcutaneous fat quickly reaches the treatment temperature, achieving the dual effects of firming and dissolving fat.



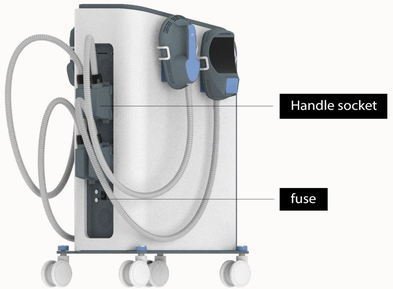

Product details

Handle independent working interface operationThe A/B handle can work alone. If you need to stop the B handle when the handle is working, you canclick the B handle on the screen (as shown in the figure above, the B handle has stopped working, andthe A handle is working again) if you need the B handle Restart work, just light up the B handle logo.

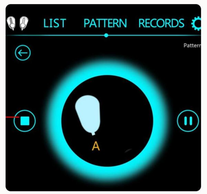

The main technical parameters

Weight reducing apparatus	
Input power:	220V 50HZ
Output powe:	2800W
Frequency:	5-100Hz
Screen size:	18 inches
Machine colour:	Grey

1 The handle is not inserted,
2 The service life is exhausted,
3 The output voltage is too low,
4 Output voltage is too high,
5 input AC voltage is too low,
6 Input AC voltage is too high,
7 IC card is not inserted, or IC card is damaged,

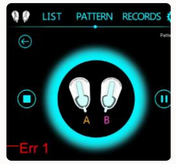

HI-EMT 100% limit muscle contraction of the technology can lead to a large amount of fatdecomposition, fatty acids from the decomposition of triglyceride outflow, a large amount of accumulationin adipocytes. Fat acidity is too high, fat cells apoptosis,in a few weeks by the body's normal metabolismout of the body.

Mode 2 operation interface is as follows (please take out the handle from the handle holder before operation, and fix the handle on the part required by the customer with a belt).